



PLANE TALK

PROP MASTERS R/C NEWSLETTER



AMA CHARTER CLUB #397

NAPERVILLE, ILLINOIS

JULY, 2013

The Wonderful Good News is that might Lil' Buddy Ray Luchetti is on the mend and doing much better. The Bad News is that I am Newsletter editor for this month. So I apologize if the newsletter is not of the caliber Ray usually produces. ☺

July already and it appears the heat is on... make sure if you do go to the field in the heat you bring water and find the shade when not flying. The field looks great and the Flight Assistance program is at full speed. Tom, Mick and Dave have been doing a fantastic job getting all the newbies up in the air. We should be seeing some new faces at the next meeting.

Our next big event will be our annual swap show on August 24th. I will be taking names for volunteers for this important club event. Many vendors have contacted me and are excited we are carrying on with this top notch swap show.

Reports from our Forest Preserve Rangers are the club is doing an excellent job self-policing ourselves and maintaining or high safety standards. Please continue to watch the flight boundaries, put permit cards in the impound slots and watch out for each other. Great Job everyone!

Our other brothers in flight at the Fox Valley Aero Club are hosting their Annual Festival of Flight this weekend July 19th to 21st. This event brings pilots and fantastic planes from all over the country. This is your chance to show off your hangar queen or just fly in the event as all pilots are welcome. The noontime show on Saturday will have a special demonstration. The Prop Masters are putting on the combat demo which is always a crowd pleaser. Admission is \$5 for adults and children under 12 are free. Plan to attend this great event!

Fly Safe, Have Fun The Prez.

Don't forget the Minnie Mambo
Fly In September 29th...
It's just around the corner

INCOMPARABLE CONTROL! INSTANT RESPONSE!
RADIO CONTROL! by *Sterling* MODELS
Ballfield Ave. & Wister St., Naperville, Ill. 60564
KIT FS-9
Wing Span 36"
For 1/8A engine
\$395

NEW! 1/2A RC
Designed with the Beginner in Mind!
SO EASY TO BUILD...
SO EASY TO FLY...
IT'S JUST SHEER PLEASURE!
MINNIE MAMBO

You'll fall in love with Minnie... the newest, easiest-to-build 1/2A RC model you've ever seen! Features an RC model as easy to fly as you can launch it without ever taking a step! And it's such a cinch to assemble that it's a real treat for beginners!

Special features include one-piece fuselage sides... new antenna design... shock-covered landing gear... rubber bands, whippers, shaped and matched parts of balsa and plywood, etc.

Complete step-by-step plans loaded with illustrations and hints.

Please send me the exciting **STERLING MODEL** EPT. NAME - \$ Ballfield Ave. & Wister St., Naperville, Ill. 60564
I am enclosing \$_____ for _____
Name _____
Address _____
City _____
State _____
Zip _____





Meeting Minutes By Dave Cotton



Meeting Minutes, June 25, 2013

Opening:

The meeting began at 7:35 and ended at 9:00
The May meeting minutes were approved as published in the newsletter.
The May Treasury Report was read as published in this newsletter.

Committee Reports:

Newsletter	Bob Mosinski mentioned he would try to get the newsletter out on time. Ray is recovering from an internal engine rebuild – We miss you Ray
Safety	Mick Phiefer started the safety discussion with Dave Carlson presentation of battery safety (Don't trust swap and previously owned batteries). Mick Phiefer discussed battery safety with your 9 volt field batteries and included key arc welding and fire – cover leads to avoid this condition). Lastly Dave Carlson discussed that the club needs to be aware of when to abort a bad landing and be more aware of the "No Fly Line and the curved path location.
Fun Fly	Larry Dudkowski reviewed the lost to the barnstormers (not by much).
Forest Preserve	Vice President Tom Camp reviewed the Nature Preserve status of our field He will also discuss with the preserve the possibility that a sign be added at the curved path area.
Website	Dave Carlson stated that the website will have a security patch this weekend and have a new voting poll – we are always looking to improve.
Library	Hank Bourassa stated nothing new.
Instruction	Vice President Tom Camp mentioned that the Flight Assistance Program is underway (besides for the weather) on Tuesday and Thursday evenings.
Fundraising	No Report
Publicity	No Report
Nomination	No Report
Air show	Dave Engle reviewed the air show and how he would like it to work. – September 8, 2013 He stated that for Combat, David Cotton would be check off for this event and would like to have spotters, setup personnel, static planes and formation flying with caller and parking lot help. We will be providing flight assistance that day to those who wish to fly (Trainers - see Dave Carlson). We need all club participation of this day to make it great. The more volunteers' the better.

Old Business:

Don't forget about the swap on August 24th, 2013 – get your space now for \$10.00 bucks
President Bob Mosinski mentioned that he is looking for a good shirt guy that can do limited numbers of shirts – If you have anyone or know of anyone, contact Bob.



Meeting Minutes By Dave Cotton



New Business:

Joe Gallagher is in the hospital – keep him in your prayers.)

This evening was the “Beauty Contest” some nice airplanes made it out – voting took place and winners were announced for best of show, scale, sport, trainer, and foamie.

New Members &

Guests:

Jeff, Logan and Jerry came in to check us out. Thanks for coming and attending our meeting.

Lost Horizons:

No Lost Horizons were awarded.

Show and Tell:

No show and tell Beauty Contest

Raffle

The raffle included a ARF Bi-Plane, Pump, tail wheel, two books, aluminum spinner, with adaptor. Lots of people got lots of stuff

Closing:

The next meeting will be at the VFW hall at 7:30 pm on July 30, 2013.



Financial Report

Bill Hickey



Financial Report June 1, 2013 to June 30, 2013

<u>Description</u>	<u>Operating Fund</u>	<u>Field Fund</u>	<u>Total</u>	<u>Comments</u>
Balance June 1, 2013	411.43	3,837.50	4,248.93	
Income:				
Dues	15.00	-	15.00	69 member dues paid so far
Swap	70.00		70.00	Tailgator fees, raffle revenue
Total Income	85.00	-	85.00	
Total Cash Available	496.43	3,837.50	4,333.93	
Expenses:				
Events	(203.88)		(203.88)	Barnstormers fun fly expenses
Board Expenses	(11.26)		(11.26)	raffle tickets
Total Expenses	(215.14)	-	(215.14)	
Balance June 30, 2013	281.29	3,837.50	4,118.79	

Bill Hickey, Prop Masters Treasurer
305 White Oak Drive, Naperville, IL 60540
wjh08@wideopenwest.com

Newsletter Contributions

Send articles or pictures of interest to the club to:

newsletter2013@propmastersrc.org

The deadline for submissions is the second
Tuesday of the month.

Club Newsletters are posted at the club
website: www.propmastersrc.org.



Fun Fly Committee



Annual Flight Box Beauty Contest

We held the annual **Flight Box Beauty Contest** at the May 28th meeting. This was your opportunity to clean up, repack and re-arm those flight boxes for the upcoming flying season. Usually we hold this event earlier in the year in preparation for flying season, but this year's event was later than usual, so I hope that everyone already had refurbished their Flight Boxes.

Here's how it worked: You entered your flight box in the contest by picking a category. The Categories were: "**Most Functional**", "**Best Organized**", "**Most Style**" and "**Back Breaker**". Each person who entered the contest was awarded 10 participation Points. This is in addition to any points earned for placing in the event.

Each member in attendance received a ballot and voted for his or her favorite in each category along with a "Best-In-Show". But enough of how it worked, what you really want to know who won so here are the results:

- The "**Most Functional**" category had two first place finishers. Both Ray Good and Hank Bourassa tied and each took home thirty (30) points for first place in this category. Tom Camp came in second and was awarded twenty (20) points.
- First place in the "**Most Style**" category went to Dave Carlson thirty (30) with Dave Engel taking second and twenty (20) second place points.
- The "**Best Organized**" class was won by Paul Bock walking away with the first place thirty (30) points. Dan Nosek took second for twenty (20) points and Mick Pfeifer in third place for ten (10) additional points.
- The "**Back Breaker**" class was won by Ed Slanina thirty (30) points with a tie for second place with the twenty (20) second place points each going to John Totten and Alex Dribinsky
- "**Best in Show**" looked like this: Dave Engel took first place and the thirty (30) points, Mick Pfeifer and Dave Carlson tied for second taking home an additional twenty (20) points each and Paul Bock finished in third for ten (10) additional points.

Thus ends the "flight Box Beauty contest for 2013. Hope everyone had a good time and enjoyed the event.

Larry Dudkowski and the Fun Fly Committee



May 28th Meeting Photos

Ray Luchetti



Flight Box Beauty Contest



Dan Nosek – 2nd Place Best Organized



Paul Bock – 1st Place Best Organized, 3rd Place Best in Show.



Hank Bourassa – 1st place tie Most Functional,



Dave Engel – 2nd place Most Style, 1st Place Best in Show



Mick Pfeifer – 3rd Place Best Organized,
2nd Place tie Best in Show



Ed Slanina – 1st Place Back Breaker



May 28th Meeting Photos

Ray Luchetti



Show N Tell not publish in June Newsletter



Tom Camp – Polk's Hobbies glider.



Bob Mosinski – RE-TWISTED Hanger 9 Twist.



Dave Carlson – MCPX BL Heli.



Travis McClure – Phaeton Bi-plane by Balsa USA.



May 28th Meeting Photos

Ray Luchetti



Alex Dribinsky – 2nd Place tie Back Breaker



Dave Carlson – 1st Place Most Style, 2nd Place tie Best in Show.



John Totten – 2nd Place tie Back Breaker



Hints, Information, Tips and Stuff

Larry Dudkowski



Back in September I purchased a Thunder Tiger P-40 ARF at the Woodridge Aero club's swap meet. It just looked so cool sitting there on the table; I just had to have one. So for a mere \$35 I got a pretty scale looking foam P-40 ARF along with a brushless out runner motor. The 'kit' even included a three-blade prop, spinner and painted pilot. What more could you ask for \$35? All I would need were some servos, a speed controller and receiver. Everything else, even some quick drying epoxy, was included. Since I have all of these things lying around my shop, new, used or salvaged from other Foamies, I thought it was a good buy. Besides the P-40, he also had a Zero, Corsair and ME-109 kits. He had all of these models in both the "short kit", with motor only, and a more complete version with servos and BEC speed controllers for around \$80.

When I opened the box I found everything bagged, compartmentalized or bubble wrapped, along with two instruction booklets. The instruction booklet's first few pages contained a list and drawing of the included parts. Keep these pages handy. I needed to refer back to them several times during the build. The instruction booklet is mostly pictures with a few lines of instructions. At least half of these are in Chinese. At least I think it's Chinese? You can also tell that English is a second language to the author. As always, check out all of the directions carefully before you start. I didn't read one of the directions carefully enough or didn't fully understand it. I wound up gluing the two wing-mounting brackets together on the alignment pins instead of gluing one bracket to the fuselage and the other bracket with the alignment pins to the wing saddle. I had to make two new brackets and pins from some lite-ply and a dowel.

Construction is very straightforward. Everything is put together with 5-Minute epoxy. Since I had some 5-Minute epoxy already opened, I didn't use the stuff supplied. I'll save it for my next project. The wing is one piece, you just cut the ailerons loose and use some tape, not supplied, to hinge them. The elevator is already attached to the stab but you need to flex the hinge a few times to free it up. I did have some difficulty attaching the joiner to the elevator and had to do some trimming to get a good fit.

There are a few 'problems' I came across and perhaps 'problems' is too strong a word. You should test the fit of the servos in their mounting trays before gluing the trays in place. I didn't and had to do some sanding with an emery board to get the servo to fit the tray after the tray were glued into the fuselage. You also need to gently sand the cowl mounting blocks flush with the foam to get the cowl to slide onto the fuselage easier. I used TESTORS enamel model paints to cover the white foam that was exposed where I did some trimming or sanding. Since this is an electric model, no special fuel proof paint is required. I also painted the canopy frames on the inside of the canopy with it instead of using all of the decal strips supplied.

Speaking of decals, they are the stick-on variety and look pretty good. But you do need to take care when applying them. You get one set of USA and one set of Chinese



Hints, Information, Tips and Stuff

Larry Dudkowski



roundels along with the "Flying Tiger" and shark mouth nose art. The paint covering the foam is thin and easily scratched. I recommend using "Windex" method for mounting the decals. What's the "Windex" method? It's simply this, before applying the decals, first spray the area to be covered with Windex. Actually any window cleaner will work or alcohol and water mix will do. Doing this allows you to move, remove and slide the decal into the correct position without harming any of the paint from the surface. When you're satisfied the decal is in the right spot, just daub with a paper towel to remove the excess Windex and let dry. If you need more time, carefully remove the decal and just spray again. I learned this trick a long time ago and find that it works great.

The only drawback I've found with this model is that you need to remove the wing to access the battery. My BEC speed controller does not have an arming switch. So I need to turn on the transmitter before I plug the battery into the BEC. Then I have to attach the wing and screw in the locking bolt, all while the motor is armed. I may have to figure a way to get around this.

The only thing I actually needed to buy was a Speed Controller / BEC for about \$28. The receiver, servos (2) and battery came out of my inventory or from my salvaged parts box. Total cash outlay for the P-40 was about \$60

As for the two BIG questions; "What does it weigh?" and "How does it Fly?", well I never understood the first one. I do know that weight is important, especially in an electric foamie but I always figure that it weighs whatever it weighs. There really isn't much room internally to move stuff around to get the correct CG. So I did need to add ¼ oz of lead to the tail. But I also didn't use the tail wheel assembly. But the answer is all of 14 oz.

As for the "How does it fly?" question, well as of this writing I haven't flown it yet.

Fly Smart, Fly Safe, Larry D



Barnstormers Contest

Last updated 06/25/2013

I'll give everyone the bad news first. We lost. This year's event, chosen by the Barnstormers was a version of the Fast-N-Slow. The difference was that in the Barnstormers contest we used time differential and not computed speed differential to determine the winner..

This was how it worked. Each pilot flew two passes across the field in the same direction. The first pass being as fast as the model would fly. The second pass was as slow as the model would fly. The difference between the two times was computed and that became the pilot's score. Once the heat was complete, the top five scores, biggest time differential, from each club were total and then averaged. This became the club score for the heat. There were two heats to this year's contest. For the final score the two heats were added and the total time differential was averaged. The winning club was the one with the largest time differential.

The final score was Barnstormers 10.933 seconds, Prop Masters 9.935 seconds.

Points were awarded as follows; 10 points for attendance and 10 points for participation (if you flew at the event). We also awarded the top five place finishers in each heat. Finally Bob (the Pres) awarded bonus point for those who lent a hand putting on the event. Pilots in **BLUE** did not fly in the event.

Pilot's Name	Attnd	Part	F #1	F #2	Bonus	Total
Bourassa, Erica	10				60	70
Bourassa, Hank	10	10	50	10		80
Camp, Tom	10	10			100	120
Carlson, Dave	10	10	10		60	90
Cotton, Dave	10	10			100	120
Dudkowski, Larry	10				60	70
Engel, Dave	10	10		50	100	170
Gittleman, Jeff	10	10			100	120
Good, Ray	10				60	70
Hickey, Bill	10	10	30	40	60	150
Miller, Vic	10	10				20
Mosinski, Bob	10	10	40	20	100	180
Nosek, Dan	10	10	20	30	60	130
Peguero, Sam	10				60	70
Pfiefer, Mick	10	10			100	120
Widlacki, Andy	10				60	70

Just for fun I did figure the contest out using the speed differential instead of time. We would have won that contest big time.


I know I enjoy our yearly contest with the Barnstormers. It has been going on for as long as I have been a Lisle Aero / Prop Master club member. I'm not sure which club won the most. I suspect it's the Barnstormers. But I enjoy the tradition, friendship and competition.

I guess we just need to wait for next year to get the trophy back.

Larry D> and the Fun-Fly Committee.



Barnstormers vs Prop Masters June 23, 2013





Barnstormers vs Prop Masters June 23, 2013



Great effort by all Prop Master Members, but Barn Stormers took the trophy home.

Great FUN was had by all, and there is always next year!



Fun Fly Results – Prop Masters 500

The weather on Sunday June 2 was not cooperative. It was breezy, cloudy and a cool 56 degrees at the field. Initially the wind was from the north then later it was from the east. By the end of the fun fly there was some very light drizzle.

So I bet you'd expect a very poor turnout?? Well you'd be wrong!!! We had a great turnout with 19 members attending and 17 flying. That's our highest participation is some time.

The '500' required pilots to taxi up and down the runway, take-off, perform 0-3 loops (depending on class), then fly over the center of the runway. The clock stopped then, but if your landing gear didn't touch the runway first there was a ten second penalty on your total.

Electric plane pilots had the most difficulty at the event both because of initial cross winds and small wheels. But all the flyers were able to compete in the event. Thanks to Tom Camp – the field looked great again and to David Cotton, our unofficial ground crew boss, who ran out to the runway to restart a couple of planes – Dave, I sent word to NASCAR that you're available.... 😊

The top three pilots in each class were:

EXPERT

Hank Bourassa
Dave Engle
Dave Carlson

ADVANCED

Bill Hickey
Ed Salina
Mick Pfeifer

NOVICE

Jeff Gittelman
Alex Dribinsky
Jack Mcpherson

BEGINNER

Mark Froelich

Thanks to all for braving the weather conditions and coming to the field. We hope to see you all again next month!!

Jeff Gittelman for the Fun Fly Committee

(P.S. – we had front row seats for a circuit by the Ford Tri-Motor, Wildcat and TBF Avenger that were at Clow Field this weekend. Very cool. I know a lot of RC planes that are faster than the old Tri-Motor)



Prop Masters Fun Fly June 2, 2013 Prop Master 500





Prop Masters Fun Fly June 2, 2013 Prop Master 500





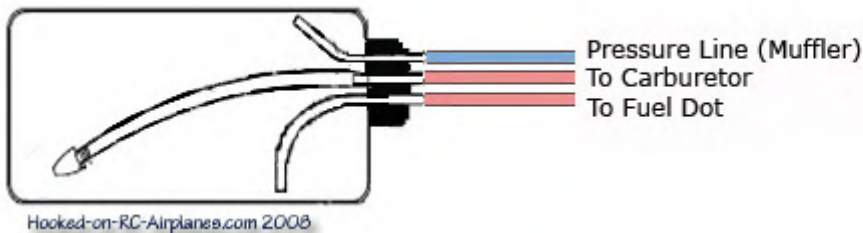
When Did You Last You Check Your Fuel Tank And Replace Your Fuel Lines??

I was trying to start my 12+ year old Ultra Stick 40 recently without luck and then noticed a crack in the fuel line. I cut the piece out and then she started right away. I was told that a significant amount of engine trouble is due to fuel flow.

I made a note that after all the years it was likely time to pull the fuel tank and change all the lines. It's amazing what I found. The rubber stopper in the front of the tank was not tight and some fuel had leaked in the front compartment and soaked the some of the foam surrounding the tank – none had made it into the radio compartment. Then I found that inside the tank the clunk had come off. This was a Hangar 9 fuel tank that came with the ARF and I noticed there was only one barb on the clunk – now I'll use a clunk with two barbs and will secure the fuel line to the clunk with a zip tie.

I'm guessing that the clunk only recently came off and the stopper came lose some time this year when I started flying again. It's amazing that I never had any fuel flow problems with the engine. Next assignment is checking the tanks and replacing all the fuel lines on all my planes. I think I'll also check the tanks and lines every year as part of the 'winterizing' plan.

Jeff Gittelman





Fun Fly Committee



2013 CLUB CALENDAR

Monthly Meeting	Fun Fly Date	Fun Fly Event	Notes
	January 1 st	Polar Bear Fun Fly 10:00 am at the field	
January 29 th		Fun Fly #1 Indoor Fun Fly at the meeting - Paper Airplane Spot Landing	Cancelled due to length of business meeting.
February 26 th		Fun Fly #2 Paper Airplane Spot Landing at the meeting.	Meeting cancelled due to weather.
March 26 th	April 7th	Fun Fly #3 Bull's Eye Spot Landing	Fun Fly Postponed one week due to Easter.
April 30 th & Winter Project Judging at the mtg.	May 5 th	Fun Fly #4 Fast -N- Slow	
May 28 th & Flight Box Beauty Contest	June 2 nd	Fun Fly #5 Prop Masters 500	
	June 23rd	Fun Fly #6 Barnstormers Contest @ our field	"Fast n Slow" contest.
June 25th & Beauty Contest	July 7th	Fun Fly #7 To be Decided	
July 30 th	August 4 th	Fun Fly #8 Qualification Sunday	
	August 24 th	Tailgater Swap Meet	
August 27 th	September 8 th	Annual Prop Masters Picnic and Air Show	Postponed one week due to Labor Day Weekend.
September 24 th	September 29 th	Fun Fly #9 Climb-N-Glide	
October 29 th	November 3 rd	Fun Fly #10 Crazy-8's	
November 26 th	December 1 st	Fun Fly #11 Old Time Washer Drop	
December 27 th & Christmas Auction		Merry Christmas & Happy New Year!	Moved to Friday Due to Xmas Eve.



Prop Masters Organization & Contact Information

Officers/Board Members:

Position	Name	Email address	Phone #
President	Bob Mosinski	Bob.mosinski@gmail.com	630-698-0185
Vice President	Tom Camp	camptom@wowway.com	630-305-9422
Treasurer	Bill Hickey	Wjh08@wideopenwest.com	630-428-4978
Secretary	Dave Cotton	dcotton@wowway.com	630-637-0354
Safety Officer	Mick Pfeifer	Wing881@yahoo.com	630-717-1041

Elected Board Members:

Dave Engel	Engel@anl.gov	630-305-0457
Hank Bourassa	gosthb@gmail.com	331-684-8209
Dave Carlson	daverp@gmail.com	630-851-3914
Jeff Gittelman	jgittelman@yahoo.com	630-899-9778

Committee Members:

Fun Fly Committee	
Larry Dudkowski, Director	630-759-8245 dudkowlvd@aol.com
Dave Carlson	daverp@gmail.com
Jeff Gittelman	jgittelman@yahoo.com
Publicity Director	
Harlan Davis	630-420-1076 hdavis@wowway.com
Nominating Committee	
Harlan Davis, Chair	630-420-1076 hdavis@wowway.com
Forest Preserve Relations	
Bob Mosinski	630-698-0185 Bob.mosinski@gmail.com
Tom Camp	630-305-9422 camptom@wowway.com
Dave Carlson	630-851-3914 daverp@gmail.com

Chief Flight Instructor	
Tom Camp <i>see website for a complete list of instructors</i>	630-305-9422 camptom@wowway.com
Fund Raising Committee	
Larry Dudkowski	630-759-8245 dudkowlvd@aol.com
Bob Mosinski	630-698-0185 Bob.mosinski@gmail.com
Harlan Davis	630-420-1076 hdavis@wowway.com
Librarian	
Hank Bourassa	331-684-8209 gostb@gmail.com
Webmaster	
Dave Carlson	630-851-3914 daverp@gmail.com
Newsletter Editor	
Ray Luchetti	630-357-4022 rluchetti@att.net

Visit the Prop Masters R/C Club Web Site at <http://www.propmastersrc.org>

Support your local Hobby Shop



Cindy McFarlane
General Manager/Hobby Master

121 Addison Ave.
Elmhurst, IL 60126
PH [630] 832-4908
FX [630] 832-3812
www.alshobbyshop.com

TRANS RC/CARS HELICOPTERS BOATS PLANES SLOT CARS MODELS & DIECAST ROCKETS SCOUTS

Leisure Hours Hobbies

Louis Joliet Pointe
2712 Plainfield Rd.
Joliet, Illinois 60435

Phone: 815/439-1477

Mon & Tues 10-7

Sat. 10-6:30


Wed-Fri 10-9

Sun. 10:30-5

www.leisurehours.com

**WALT'S
HOBBY SHOP**

JOLIET/CREST HILL
ILLINOIS 60435
815-741-0043



Next Meeting: July 30th. @ 7:30 p.m. at the
Naperville VFW Hall.

Fun Fly #8: August 4th Fun Fly
Qualification Sunday.

Tailgater Swap Event: August 24th – Judd
Kendal VFW Hall Parking lot